

# DEVELOPING THE DIFFUSION INNOVATION IN TRANSACTION ADOPTION BASED ON BLOCKCHAIN NETWORKS: SEM – NEURAL NETWORK EMPIRICAL STUDY

*by Cucu Hayati*

---

**Submission date:** 29-Jul-2022 04:51PM (UTC+0700)

**Submission ID:** 1876517283

**File name:** IJEMBIS\_-\_Audi\_Ramadhan,\_Hanifah,\_Cucu\_Hayati.pdf (702.92K)

**Word count:** 7040

**Character count:** 37933



DEVELOPING THE DIFFUSION INNOVATION IN TRANSACTION ADOPTION  
BASED ON BLOCKCHAIN NETWORKS:  
SEM - NEURAL NETWORK EMPIRICAL STUDY

Audi Ramadhan<sup>1)</sup> Hanifah<sup>2)</sup> Cucu Hayati<sup>3)</sup>  
STIE Mahardhika  
E-mail: [audiramadhan@gmail.com](mailto:audiramadhan@gmail.com)

Received:  
Accepted:  
Published:

Citation:

**Abstract.**

This research is aimed to examine the affect and relative importance of diffusion of innovation characteristics, perceived cost and financial literacy in using blockchain network transaction. The data of this research collected 100 data from questionnaire of blockchain network user and analyzed using SEM - PLS and Neural Network. The usage of SEM - PLS of this research is aimed to analyse the affect of independent variable on dependent variable while the neural network is used to measure the relative importance of each independent variable on dependent variable. The result of this research in SEM - PLS shows that compatibility, relative advantage and perceived cost significant affect while complexity and financial literacy has no significant affect on intention to use of blockchain network. Furthermore, the result of neural network shows that relative advantage is the most important variable in affecting intention to use of blockchain network, followed by perceived cost and compatibility

**Keywords:** Blockchain Network; SEM-Neural Network; Diffusion of Innovation; Perceived Cost; Financial Literacy]

**Publisher's Note:**

International Journal of Economics, Management, Business and Social Science (IJEMBIS) stays neutral with regard to jurisdictional claims in published maps and institutional affiliations.



**Copyright:** © 2021 by the authors. Licensee International Journal of Economics, Management, Business and Social Science (IJEMBIS), Magetan, Indonesia. This article is an open access article distributed under the terms and conditions of the Creative Commons Attribution-NonCommercial-Share Alike 4.0 International License. (<https://creativecommons.org/licenses/by-nc-sa/4.0/>)

**1. Introduction**

The blockchain network is one of technological development today that allows users to transact without the supervision of third parties or intermediaries and transactions are anonymous with guaranteed user data security. It caused many advantage in transactions using the blockchain network because it is safer and more secure than transactions in general step through banking. The forms of service utilization in the blockchain network are also very diverse, ranging from smart contracts, financial transactions to data integration (Korpela et al., 2017; Sultana et al., 2020). There are many companies are finally innovating to develop blockchain networks, such as Bitcoin, BNB Smart Chain (BEP20), Ethereum (ERC20), Tron (TRX20) and many

others. With this innovation competition, every developer of blockchain network services continuously improves the quality of the services provided.

The popularity of blockchain technology has led many open-source technology infrastructure developers to integrate payment services using blockchain networks for e-commerce. The blockchain network also has a framework that can make it easier for developers to integrate and implement it, with the aim of providing interbank connections, digital asset payments, making global payments more cost-effective and faster (Taherdoost, 2022). However, different types of blockchain networks have different efficiencies and transaction costs (Banerjee, 2019). In addition, the blockchain network is also based on the adjustment of user needs. This makes competition with digital banking transaction services commonly used by the public or end users today. It is very important to analyze further the factors that can increase the convenience of users in transacting using the blockchain network.

The blockchain network is a form of technological innovation that is implemented to lead to the innovation of digitizing society. This is in line with the theory forward by Everett Rogers how an innovation in the form of an idea or technology can be implemented and adopted by the wider social system of society called the diffusion theory of innovation (Rogers, 2003). The theory stated that the things that people consider in adopting a technology are complexity, compatibility, relative advantage, observability and trialability. In order of that, the measurement of transaction adoption using the blockchain network needs to pay attention to these aspects, so that it can be accepted by the social community. Today, blockchain networks need to be considered from a financial perspective. It's caused of the products attached to the blockchain network technology are related to digital finance and cryptocurrencies which generally require fees in conducting transactions where in the implementation of a technology withdrawal fees are charged from the end user (Pham et al., 2022). Furthermore, transactions using the blockchain network are basically an advanced of innovation in banking services. However, the transaction does not indicate a name in order to maintain the anonymity of the user. Because of that, it is expected that users of blockchain network transactions have a basic understanding of financial literacy (Arias-Oliva et al., 2019).

Technological innovation is a form of progress inherent in a civilized society to facilitate human operational activities, including blockchain networks. The innovation is basically formed by certain characteristics that trigger the occurrence of an idea and novelty to be accepted by the community (Rogers, 1995). These characteristics were finally outlined by Everett Rogers through the theory of diffusion of innovations in 1964, which consisted of complexity, compatibility, relative advantage, observability and experimentation. However, along with the development of research related to innovation, it shows that the variables of trialability and observability are not consistently confirmed to be relevant in the topic of broad individual technology adoption (Koenig-Lewis et al., 2010; Plewa et al., 2012). This is because trialability and observability are part of the early planning and analysis stages before a technology is released. So it can be said that the theory can be relevant to the steps to measure the adoption of a technology.

With the characteristics of the diffusion of innovation in an acceptance of technology, the adoption of technological innovations such as blockchain networks for transactions can be measured in terms of improving the functionality of the technology itself. The blockchain network originated from the discovery of Bitcoin as a cryptocurrency created using blockchain technology by Satoshi Nakamoto which was formed from a cryptography in 2009 in anticipation of public unrest related to the economic recession at that time (Nakamoto, 2008). Then many blockchain networks developed and widely circulated - other blockchains used by the community such as BNB Smart Chain (BEP20), Ethereum (ERC20), Tron (TRX20) and others that have innovations and advantages that rival the first blockchain network, namely bitcoin. The innovation product of blockchain network technology itself is basically a form of innovation and

development of digital banking services that exist today. However, the form of innovation and distinction of the blockchain network is the guarantee of the security of anonymity and can easily and cheaply transact internationally (Golosova & Romanovs, 2018).

In addition to the form or product of a technological innovation, the blockchain network is also a representation of the form of financial technology development that is popular today. This is evidenced by the number of financial transactions using the blockchain network for Bitcoin, Ethereum and Litecoin more than 1 million transactions every day (Glassnode, 2022). Financial technology products such as blockchain networks are basically advanced forms of digital banking that require financial literacy (Fujiki, 2020). The representation related to financial literacy on the use of blockchain networks is to pay attention to the security of transactions and the effectiveness of use by users. In addition, the blockchain network is also embedded with digital assets such as cryptocurrencies that are used as transaction objects and can be a form of investment that requires financial literacy. Furthermore, the use of blockchain network technology also has costs that need to be borne by users in a transaction. So it is very important to integrate the financial aspect in the innovation of blockchain network technology.

Based on the background problems above, this study aims to analyze and measure the level of importance and influence of the characteristics of the diffusion of innovation, cost and financial literacy on transaction interest of using the blockchain network. Therefore, this study implemented the method of Structural Equation Modeling, Partial Least Square (SEM - PLS) and Neural Network where SEM - PLS aimed to analyze the effect of the independent variable on the dependent while the neural network aimed to measure the importance of each independent variable on the dependent variable. By conducting this research, it's hoped that this research can be used as material for developing the quality of blockchain transaction services and innovation in integration of banking services in adopting blockchain networks in Indonesia.

Thus, several hypotheses regarding the acceptance of blockchain networks are proposed as follows:

*H<sub>1</sub>: Complexity has a significant effect on Interest in Using Blockchain Networks*

Complexity in technological innovation is one aspect that is considered for testing and evaluation. It can efficiently answer the user's business needs. A complex technological innovation product allows users to make mistakes or misunderstandings that result in a lack of interest or even rejection in a technology adoption (Min et al., 2019). Blockchain network products are unique in several entities such as network addresses, anonymous blockchain network types. It makes the understanding of different users that need to be facilitated in order to minimize errors in making transactions to network addresses. With this convenience, it was expected to increase user interest in conducting transactions using the blockchain network (Al-Rahmi et al., 2019). Previous research has also stated that the complexity of a technology affects user interest (Shah et al., 2018).

*H<sub>2</sub>: Compatibility has a significant effect on Interest in Using Blockchain Networks*

The development of technological innovation needs to pay attention to the aspect of compatibility or suitability of utility on modern humans activity. Today, the suitability of the modern can be formed of compatibility in terms of technology, lifestyle and mechanisms (Arias-Oliva et al., 2021; Flight et al., 2011). Furthermore, suitability in the technological aspect represents the need for technological infrastructure or devices to support blockchain network transactions, while in the aspect of lifestyle and current mechanisms, it is represented compatible with the needs of daily activities that require transactions using the blockchain network. In addition, previous studies have shown that there is an effect of user compatibility on interest in using technology (Chang et al., 2020; Kim et al., 2017).

*H<sub>3</sub>: Relative Advantage has a significant effect on Interest in Using Blockchain Networks*

A technological innovation is created due to a problem that requires effective and efficient resolution steps. Through the technological innovation, it is expected to provide a relative advantage for users. With the existence of a technological innovation that can answer needs and provide relative advantages for users, users can be interested and interested in adopting and using the technology (Lin & Chen, 2012). In the implementation of blockchain networks, user needs that can be answered are related to anonymity, ease of transacting internationally and locally and investment allocation. So that, the availability of added value provided by the blockchain network is expected to increase user interest in using these technological innovations. In addition, previous research suggests that there is an effect of relative advantage on interest in using a technology (Chung, 2014; Wong et al., 2020).

*H<sub>4</sub>: The perception of cost has a significant effect on the Interest in Using Blockchain Networks*

Utilization of technological innovations such as blockchain networks is basically the same as digital banking services where the infrastructure used requires costs for operations and maintenance. In the case of blockchain networks, user transactions are used to finance the operations of miners who provide mining infrastructure (Pham et al., 2022). However, the cost competitiveness of blockchain networks with digital banking needs to be considered because the cheaper the fees charged by users, the more interest in using blockchain networks users will be (Wong et al., 2020). This can then increase the number of users of the blockchain network transactions. In addition, previous research also explained that there was an effect of cost on interest in using technology (Anouze & Alamro, 2019; Wong et al., 2020).

*H<sub>5</sub>: Financial Literacy has a significant effect on Interest in Using Blockchain Networks*

The blockchain network is a technological innovation inherent in digital assets and currencies that makes the blockchain network itself part of a financial product, so that financial literacy can act as knowledge, drafters and filters for users in the implementation of a transaction (Stolper & Walter, 2017). Thus, users of blockchain network transactions need to have the fundamentals of financial literacy. In addition, previous research also states that there is an influence of users' financial literacy on interest in using digital currency (Arias-Oliva et al., 2019).

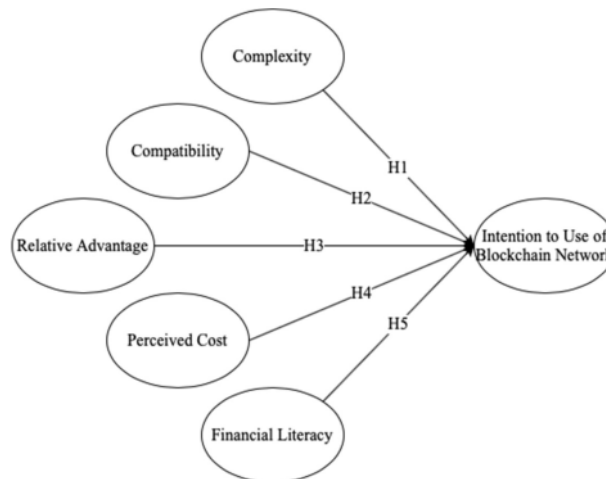


Figure 1. Conceptual Framework

## 2. Research Method

This research is conducted in quantitative method, where the data used is primary data collected from questionnaires with a Likert scale of 1 to 7 where the indicator with number 1 represents the condition "Strongly Disagree" and number 7 represents the condition "Strongly Agree". Statements on indicators for each variable were adopted and adapted from previous studies such as (Almobarraz, 2007), (Srin & Teo, 2000) and (Laukkanen & Cruz, 2009) for the 3 complexity (CX) indicator variables (Koenig-Lewis et al., 2010) and (Al-Jabri & Sohail, 2012) for 3 indicators of compatibility variable (CB), (Al-Jabri & Sohail, 2012) for 5 indicators of relative advantage (RA), (Singh & Srivastava, 2018) for 3 indicator variables perceived cost (PC) and (Arias-Oliva et al., 2019) for 2 indicators of financial literacy (FL) variables. The population in this study are users of blockchain network transactions and users of digital currency. Furthermore, to generalize the majority statement, the sampling technique used in this study uses purposive sampling, because there are certain criteria that need to be met to become respondents in this study, namely at least having transacted using the blockchain network and having an account on an exchange or digital currency wallet. The minimum number of samples in this study was calculated based on 20 times the number of independent variables (Hair et al., 2019). In order of that, it was found that the minimum sample size in this study was 100 people.

The data analysis in this study integrates two methods, namely SEM-PLS and neural network, where the SEM-PLS method is used to analyze the significance of the effect of the independent variable on the dependent. In the mean while, the neural network is used to analyze the relative importance of the independent variable in explaining the dependent variable. The SEM-PLS method consists of two stages, namely the measurement model and the structural model. The measurement model is used to test the validity and reliability of variables and indicators in terms of the average variance extraction (AVE) value, Cronbach's alpha, composite reliability and factor loading. While, the structural model aimed at testing the proposed hypothesis. In the neural network, the steps taken are modeling, cross validation and sensitivity analysis. Modeling on the neural network is used to determine the independent variables that previously had an effect on the dependent variable for further analysis of their relative importance. Furthermore, the validation on the neural network is used to measure the accuracy of the neural network model using K-fold cross validation and then the sensitivity analysis is used to measure the relative importance of the variables that affect the dependent variable using

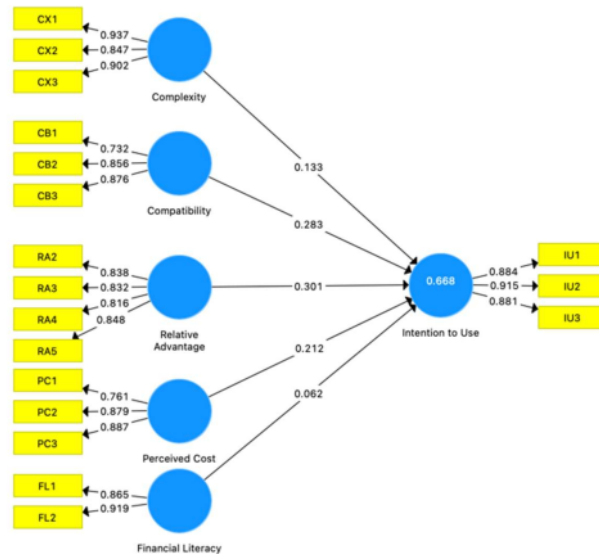
the Garson Algorithm. The tools used to analyze the SEM-LS method in this study are SmartPLS 3.3.0 and R Studio 2022.7.0 for neural networks analysis.

### 3. Results and Discussion

#### 3.1. Results

This study used research subjects with the criteria of users of blockchain network transactions collected by 100 users. The demographics of the respondent's questionnaire were measured from two aspects, namely the type of blockchain network used and the age of the blockchain network users. In terms of network type, the survey results showed that the blockchain network is dominated by BEP20 users with a total of 70% of the sample. Furthermore, the second and third largest users are users of the ETC20 blockchain network and others as many as 17% and 8% of the total sample. The last order is BTC network users, which are only 5% of the sample. Based on the second aspect, it can be viewed from the number of users. Based on the survey results, transaction users using the blockchain network are dominated by young people or Generation Z with an age of less than 25 years about 76% of the sample and the rest are users aged 25 to 40 with 24. % of the sample. Furthermore, the data will be analyzed using the SEM-PLS method to analyze the proposed hypothesis.

In the SEM-PLS method, it is divided into two stages, namely the measurement model and the structural model. In the measurement model, the tests carried out consist of testing the validity and reliability of indicators and variables. In the indicator validity test, the indicator being reviewed was factor loading, where if an indicator had a factor loading value above 0.7 then it can be said to be valid. Figure 2 below showed the results of the factor loading of each variable indicator. The figure shows that all indicators have a factor loading value above 0.7, so it can be concluded that all indicators can be said to be valid.



**Figure 2. Path Analysis**  
Source: Analyzed with SmartPLS 3.3.0

After testing the validity level of indicators, then next test is to carry out at the variable level in terms of the convergent and discriminant validity tests. In the convergent validity test, a variable can be said to be convergently valid if it had an Average Variance Extracted (AVE) value

above 0.5. Table 1 below showed that the AVE value of the variables in this study ranged from 0.678 to 0.803 or overall above 0.5, so it can be concluded that all variables in this study were convergently valid. While for testing the discriminant validity, the test is carried out by comparing the AVE root value with the intercorrelation value between variables with the aim that the two variables are compared conceptually and do not have unidimensional meaning. The AVE root value must have a value greater than the intercorrelation value so that the variable can be said to be discriminantly valid. Table 1 showed that the AVE value of each variable has a value greater than the value of the intercorrelation comparison, thus it can be concluded that all variables in this study are discriminant and convergent valid. After conducting both convergent and discriminant validity tests, the test that must be carried out on the measurement model is the reliability test. The reliability test is indicated by the value of Cronbach's alpha and composite reliability above 0.7. Table 1 showed that each variable has Cronbach's alpha and composite reliability values above 0.7, so it can be concluded that all variables in this study are reliable or reliable.

**Table 1. Discriminant Validity, Convergent and Variable Reliability**

	CB	CX	FL	IU	PC	RA	Cronbach's Alpha	Composite Reliability	AVE
CB	<b>0.823</b>						0.764	0.863	0.678
CX	0.480	<b>0.896</b>					0.877	0.924	0.803
FL	0.562	0.596	<b>0.893</b>				0.749	0.887	0.797
IU	0.732	0.577	0.564	<b>0.893</b>			0.874	0.922	0.798
PC	0.672	0.391	0.475	0.631	<b>0.845</b>		0.800	0.881	0.713
RA	0.689	0.625	0.541	0.717	0.490	<b>0.833</b>	0.853	0.901	0.695

Source: Analyzed with SmartPLS 3.3.0

After completing the validity and reliability tests at the measurement model stage, the next stage of the SEM-PLS method was a structural model. In this stage, the aim was to measure hypothesis testing and related factors such as the determinant coefficient ( $R^2$ ) and Goodness of Fit (GoF). In testing the value of the determinant coefficient, this value showed the total influence of the independent variable on the dependent variable, so that outside this value was the percentage value that is influenced by other variables outside the independent variable in this study. The value of  $R^2$  on the intention to use variable showed a value of 0.668 or 66.8%. It can be interpreted that independent variables (complexity, compatibility, relative advantage, perceived cost and financial literacy) had a significant effect on interest in using blockchain networks by 66.8%, then the number of 33.2% was possible to be influenced by independent variables outside of the variables mentioned above. Furthermore, in GoF testing, a model can be said to be of good quality if it has a GoF value above 0.36, moderate quality with a value above 0.25 and poor quality with a value of about 0.1. The GoF value itself is calculated by multiplying the root of the average variable AVE value by  $R^2$ . Based on the results of these calculations, it was found that the GoF value for the model in this study was 0.706, so it can be concluded that the model in this study has good quality. The last stage of the structural model is hypothesis testing. A hypothesis can be accepted if it has a t statistic value of more than 1.64 and the p-value of less than 0.1. So that in Table 1 showed that  $H_1$  is rejected ( $\beta = 0.113$ ;  $t = 1.459$ ;  $p = 0.145$ ),  $H_2$  is accepted ( $\beta = 0.283$ ;  $t = 2.312$ ;  $p = 0.021$ ),  $H_3$  is accepted ( $\beta = 0.301$ ;  $t = 2.490$ ;  $p = 0.013$ ),  $H_4$  is accepted ( $\beta = 0.212$ ;  $t = 2.640$ ;  $p = 0.009$ ) and  $H_5$  is rejected ( $\beta = 0.062$ ;  $t = 0.778$ ;  $p = 0.437$ ). Thus, it can be concluded that complexity and financial literacy have no significant effect on interest in using blockchain networks, while compatibility, relative advantages and perceived costs had significant affected on interest in using blockchain networks.

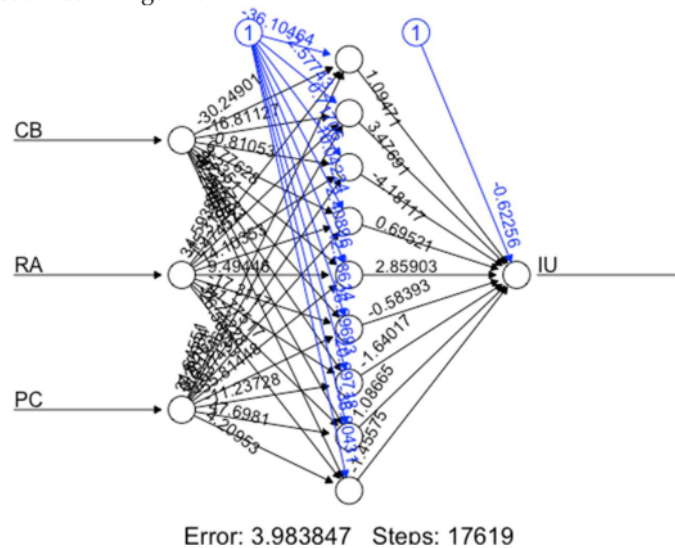


**Table 2. Hypothesis Test Result**

Hypothesis	Coefficient	T statistics	P values	Keterangan
H <sub>1</sub> Complexity -> Intention to Use	0.133	1.459	0.145	H <sub>1</sub> rejected
H <sub>2</sub> Compatibility -> Intention to Use	0.283	2.312	0.021**	H <sub>2</sub> approved
H <sub>3</sub> Relative Advantage -> Intention to Use	0.301	2.490	0.013**	H <sub>3</sub> approved
H <sub>4</sub> Perceived Cost -> Intention to Use	0.212	2.640	0.009***	H <sub>4</sub> approved
H <sub>5</sub> Financial Literacy -> Intention to Use	0.062	0.778	0.437	H <sub>5</sub> rejected

\*\*\*Signifikansi 1%  
\*\* Signifikansi 5%

After testing the hypothesis on the SEM-PLS method, then the variables that have a significant effect are forwarded to the neural network method using the Garson Algorithm to measure the relative importance of the variables. The initial stage of the neural network method was modeling, where the neural network model itself consists of an input layer, a hidden layer and an output layer. In the input layer, the nodes used are variables resulting from the SEM-PLS analysis which have a significant influence on intention to use such as compatibility variables, relative advantage and perceived cost. The data used in the input layer is normalized using min-max normalization first to 0 to 1. It can be adjusted to the number of values of other input variables. In the hidden layer, the node used contains a sigmoid activation function where the activation function is used to convert, so that the output from the neural network remains on a scale of 0 to 1. This is because the Garson Algorithm can only convert values from 0 to 1. In addition, the number of nodes in the hidden layer. The optimal one was 1 to 10 (Wang & Elhag, 2007) and it is determined by selecting the model with the number of nodes that have the smallest Root Mean Square Error (RMSE) value. In this case, 9 nodes in the hidden layer which have the smallest RMSE value. Furthermore, in the output layer, the nodes in that layer only consist of the output intention to use where the variable becomes the object of measuring the importance of each node in the predetermined input layer. The results of the neural network modeling in this study can be visualized in Figure 3.



**Figure 3. Neural Network Modeling**  
Source: analyzed with R Studio 2022.07.0

After modeling for the input, hidden and output layers in the neural network model, the next step is to evaluate by calculating the RMSE value for each number of nodes in the hidden layer where the number of nodes that are simulated is 1 to 10 nodes. The evaluation of the RMSE calculation uses the K-fold cross validation method with a total of k=10. In this stage, it also separated the data into training data and testing data with a ratio of 80:20 with the aim that the training data is used to train the algorithm and the testing data to test the performance of the algorithm. Based on the evaluation results in Table 3, the number of 9 nodes has the smallest RMSE value where the RMSE in the training data is 0.299 and the testing data is 0.202. So, it can be concluded that the neural network model in this study is optimal by using 9 nodes in the hidden layer.

**Tabel 3. RMSE Score Based On The Number Of Node Hidden Layer**

Hidden Node	Training	Testing
1	0.6274025	0.5314382
2	0.574616	0.5105597
3	0.5303462	0.4771161
4	0.455478	0.4267637
5	0.5305151	0.4667069
6	0.5105431	0.3570119
7	0.4056513	0.4516236
8	0.3071757	0.3529734
9	0.2989098	0.2024755
10	0.2495689	0.3551815
<b>Average</b>	<b>0.44902066</b>	<b>0.41318505</b>
<b>S. D.</b>	<b>0.12866465</b>	<b>0.098106</b>

Source: analyzed with SmartPLS

After determining the optimal model for the neural network model, the next step is to measure the relative importance of each predictor variable to the response variable. The relative importance value in table 4 shows the results of the intention to use variable where each predictor variable such as RA, CB and PC has a relative importance value of 0.454, 0.282 and 0.264 or if normalized each variable becomes 100%, 62.08% and 58.21% . So, it can be concluded that the relative advantage variable is the most important variable in explaining the interest in using blockchain networks. This is followed by the perceived cost and compatibility variables.

**Table 4. Predictor's Relative Interest Value**

Variable	Relative Interest	Normalized Relative Interest
CB	0.2642486	58.21 %
RA	0.4539479	100.00%
PC	0.2818034	62.08 %

Source: analyzed with SmartPLS

### 3.2. Discussion

The SEM- LS method results in the conclusion of the hypothesis that there is an influence between compatibility, relative advantage and perceived cost on transaction interest with the blockchain network. On the other hand, the complexity and financial literacy of users have no effect on the interest in transactions using the blockchain network. Furthermore, the neural network identified that the relative advantage of the blockchain network is the most important

variable in influencing user interest<sup>6</sup> in transactions. Then the next most important variables are perceived cost and compatibility. Based on the results of the analysis carried out in this study, there are practical implications as follows:

In the first hypothesis, the results of the study show that the<sup>7</sup> is no effect of complexity on the interest in using blockchain networks. However, the results in this study are not in line with the research proposed by (Shah et al., 2018) which states that complexity affects user interest in adopting a technology. Basically, the complexity of a technology becomes one of the barriers for users<sup>12</sup> adopt and use it (Davis, 1989). This shows that technological developments require users to be able to adapt to the complexity of technology that supports the effectiveness and efficiency of daily activities. In the case of blockchain networks, the complexity of using it is when making transactions where the wallet address of the recipient of the funds does not have a name for security reasons and there is only an encryption code. This can be minimized from the aspect of transfer errors by having a matching pin or code system between the sender and receiver.

In the second hypothesis, the results of the study show th<sup>3</sup> there is an influence between compatibility and interest in using blockchain networks. So the results of this study are in line with research conducted by (Chang et al., 2020) and (Kim et al., 2017) which state that there is an influence of compatibility on interest in using technology. This shows that it is very important for developers to provide a technological innovation that is in line with social, economic conditions and facilities owned by users. With the compatibility with user conditions, it is hoped that the technological innovations created will be easily accepted by the user community. In addition, technological innovations created are expected to also need to adapt to the environment and<sup>45</sup> ture around the user. In the case of innovation in the use of blockchain networks, device compatibility is one of the main factors for users to consider a transaction using the blockchain network. Therefore, the development of blockchain networks is expected to be compatible with minimum device specifications.

In the third hypothesis, the results of the study show that there i<sup>14</sup> n influence between relative advantage on the interest in using the blockchain network. So the results of this study are in line with research conducted by (Wong et al., 2020) and (Chung, 2014) which state that there is an influence of relative advantage on interest in using technology. The research results from the neural network method also support<sup>52</sup> that relative advantage is the most important aspect in influencing user interest in using the blockchain network for transactions. This is because an innovation is created to answer the activity needs of individual users and organizations with the aim of making it more effective and efficient. So that in the creation of innovation, the relative advantage that becomes a new breakthrough from the previous business process or activity must have the distinction and novelty that makes it easier for users. In the case of blockchain networks, the security of privacy in transactions is one of the main icons that becomes a relative advantage. So that the further development of the blockchain network is expected to increase the percentage of guarantees for the security of user<sup>13</sup> nsactions using the blockchain network.

In the fourth hypothesis, the results of the study show th<sup>3</sup> there is an influence between perceived cost on interest in using blockchain networks. So the results of this study are in line with research conducted by (Anouze & Alamro, 2019) and (Wong et al., 2020) which state that there is an influence of perceived cost on interest in using technology. Technological innovations that are created basically have several variable costs, such as research and development costs to maintenance costs. However, it is hoped that these costs can be reduced in order to increase user interest in adopting a new technological innovation. In the case of blockchain networks, the fees charged vary widely, ranging from the cheapest like the BEP20 network to the most expensive like the BTC network. So to support business sustainability, developers can use strategies to reduce transaction costs with the blockchain network.

In the fifth hypothesis, the results of the study show that there is no influence of financial literacy on interest in using blockchain networks. Thus the results in this study are proven to be inconsistent with the research proposed by oleh (Arias-Oliva et al., 2019) which states that there is an influence between financial literacy on interest in using digital currencies. In practice, current financial literacy theory is too less relevant to the development of integration of technological aspects with financial conditions, so there needs to be an update related to the measurement of financial literacy that is integrated with technological aspects which can then be called digital financial literacy. So with this proposal, the measurement of financial literacy can be adjusted to the current innovative technological developments

#### 4. Conclusion

This finding indicated that there was an influence of relative advantage, compatibility and perceived cost on the interest in using the blockchain network. In contrast, the variables of complexity and financial literacy have no significant effect on user interest of blockchain networks. In the other hand, the relative advantage variable was the most important variable in influencing the user interest of the blockchain network. It's caused by some benefits felt by users of blockchain network in conducting transactions had become an innovation that can answer the business needs of users. So, it can be concluded that today, blockchain network innovation is one of the inventions that can compete with other digital banking services. In addition, the perception of cost and compatibility of user conditions is also a consideration for users in adopting and using blockchain networks.

Based on the findings above, it was found that there were several limitations that could be an agenda for further research. First, this research is limited to the implementation of the neural network method as a machine learning method that represents deep learning. So that, further research is expected to be able to compare the quality and accuracy of deep learning methods with ensemble learning methods such as stacking, bagging and boosting. Second, the implementation of the current blockchain network is growing on the adoption of web3, NFT and other technological innovations. Because of that, further research is expected to be able to use the object of technological innovation as a measurement of adoption readiness in the community. Third, this research model is limited to developing the theory of diffusion of innovation in measuring blockchain network adoption. Thus, it's expected that further research will develop some new theories that can measure the readiness of using technological innovations.

#### Reference

- Al-Jabri, I. M., & Sohail, M. S. (2012). Mobile banking adoption: Application of diffusion of innovation theory. *Journal of Electronic Commerce Research*, 13(4), 379-391. [https://papers.ssrn.com/sol3/papers.cfm?abstract\\_id=2523623](https://papers.ssrn.com/sol3/papers.cfm?abstract_id=2523623)
- Al-Rahmi, W. M., Yahaya, N., Aldraiweesh, A. A., Alamri, M. M., Aljarboa, N. A., Alturki, U., & Aljeraiwi, A. A. (2019). Integrating Technology Acceptance Model With Innovation Diffusion Theory: An Empirical Investigation on Students' Intention to Use E-Learning Systems. *IEEE Access*, 7(c), 26797-26809. <https://doi.org/10.1109/ACCESS.2019.2899368>
- Almobarraz, A. (2007). *Perceived attributes of diffusion of innovation theory as predictors of Internet adoption among faculty members of Imam Mohammed Bin Saud University*.
- Anouze, A. L. M., & Alamro, A. S. (2019). Factors affecting intention to use e-banking in Jordan. *International Journal of Bank Marketing*, 38(1), 86-112. <https://doi.org/10.1108/IJBM-10-2018-0271>

Developing The Diffusion Innovation In Transaction Adoption Based On Blockchain Networks:  
SEM – Neural Network Empirical Study  
Audi Ramadhan, Hanifah, Cucu Hayati

---

Arias-Oliva, M., de Andrés-Sánchez, J., & Pelegrín-Borondo, J. (2021). Fuzzy Set Qualitative Comparative Analysis of Factors Influencing the Use of Cryptocurrencies in Spanish Households. *Mathematics*, 9(4), 324. <https://doi.org/10.3390/math9040324>

Arias-Oliva, M., Pelegrín-Borondo, J., & Matías-Clavero, G. (2019). Variables Influencing Cryptocurrency Use: A Technology Acceptance Model in Spain. *Frontiers in Psychology*, 10(MAR), 1–13. <https://doi.org/10.3389/fpsyg.2019.00475>

Banerjee, A. (2019). Blockchain with IOT: Applications and use cases for a new paradigm of supply chain driving efficiency and cost. In *Advances in Computers* (1st ed., Vol. 115, pp. 259–292). Elsevier Inc. <https://doi.org/10.1016/bs.adcom.2019.07.007>

Chang, C.-C., Liang, C., & Chiu, Y.-C. (2020). Direct or indirect effects from “perceived characteristic of innovation” to “intention to pay”: mediation of continuance intention to use e-learning. *Journal of Computers in Education*, 1. <https://doi.org/10.1007/s40692-020-00165-6>

Chung, K.-C. (2014). Gender, culture and determinants of behavioural intents to adopt mobile commerce among the Y Generation in transition economies: evidence from Kazakhstan. *Behaviour & Information Technology*, 33(7), 743–756. <https://doi.org/10.1080/0144929X.2013.805243>

Davis, F. D. (1989). Perceived Usefulness, Perceived Ease of Use, and User Acceptance of Information Technology. *MIS Quarterly*, 13(3), 319. <https://doi.org/10.2307/249008>

Flight, R. L., Allaway, A. W., Kim, W.-M., & D’Souza, G. (2011). A Study of Perceived Innovation Characteristics Across Cultures and Stages of Diffusion. *Journal of Marketing Theory and Practice*, 19(1), 109–126. <https://doi.org/10.2753/MTP1069-6679190107>

Fujiki, H. (2020). Who adopts crypto assets in Japan? Evidence from the 2019 financial literacy survey. *Journal of the Japanese and International Economies*, 58(September), 101107. <https://doi.org/10.1016/j.jjie.2020.101107>

Glassnode. (2022). *BTC, ETH & LTC Transaction Count*. <https://studio.glassnode.com/metrics?a=BTC&category=Transactions&m=transactions.Count>

Goloseva, J., & Romanovs, A. (2018). The Advantages and Disadvantages of the Blockchain Technology. *2018 IEEE 6th Workshop on Advances in Information, Electronic and Electrical Engineering (AIEEE), November*, 1–6. <https://doi.org/10.1109/AIEEE.2018.8592253>

Hair, J. F., Black, W. C., Babin, B. J., & Anderson, R. E. (2019). *Multivariate Data Analysis* (Eight). Cengage Learning.

Kim, E., Park, M.-C., & Lee, J. (2017). Determinants of the intention to use Buy-Online, Pickup In-Store (BOPS): The moderating effects of situational factors and product type. *Telematics and Informatics*, 34(8), 1721–1735. <https://doi.org/10.1016/j.tele.2017.08.006>

Koenig-Lewis, N., Palmer, A., & Moll, A. (2010). Predicting young consumers’ take up of mobile banking services. *International Journal of Bank Marketing*, 28(5), 410–432. <https://doi.org/10.1108/02652321011064917>

Korpela, K., Hallikas, J., & Dahlberg, T. (2017). Digital Supply Chain Transformation toward Blockchain Integration. *Proceedings of the Annual Hawaii International Conference on System Sciences, 2017-Janua*, 4182–4191. <https://doi.org/10.24251/HICSS.2017.506>

Laukkanen, T., & Cruz, P. (2009). Comparing Consumer Resistance to Mobile Banking in Finland and Portugal. In *Communications in Computer and Information Science* (Vol. 48, pp. 89–98). [https://doi.org/10.1007/978-3-642-05197-5\\_6](https://doi.org/10.1007/978-3-642-05197-5_6)

Developing The Diffusion Innovation In Transaction Adoption Based On Blockchain Networks:  
SEM – Neural Network Empirical Study  
Audi Ramadhan, Hanifah, Cucu Hayati

---

- Lin, A., & Chen, N.-C. (2012). Cloud computing as an innovation: Perception, attitude, and adoption. *International Journal of Information Management*, 32(6), 533–540. <https://doi.org/10.1016/j.ijinfomgt.2012.04.001>
- Min, S., So, K. K. F., & Jeong, M. (2019). Consumer adoption of the Uber mobile application: Insights from diffusion of innovation theory and technology acceptance model. *Journal of Travel & Tourism Marketing*, 36(7), 770–783. <https://doi.org/10.1080/10548408.2018.1507866>
- Nakamoto, S. (2008). *Bitcoin: A Peer-to-Peer Electronic Cash System*.
- Pham, A. H. T., Pham, D. X., Thalassinos, E. I., & Le, A. H. (2022). The Application of Sem-Neural Network Method to Determine the Factors Affecting the Intention to Use Online Banking Services in Vietnam. *Sustainability*, 14(10), 6021. <https://doi.org/10.3390/su14106021>
- Plewa, C., Troshani, I., Francis, A., & Rampersad, G. (2012). Technology adoption and performance impact in innovation domains. *Industrial Management & Data Systems*, 112(5), 748–765. <https://doi.org/10.1108/02635571211232316>
- Rogers, E. M. (1995). Elements of Diffusion - What is Diffusion. In *Diffusion of Innovations*. <https://doi.org/citeulike-article-id:126680>
- Rogers, E. M. (2003). *Diffusion of Innovations* (Fifth). Simon dan Schuster.
- Shah, N., Raza, S. A., & Qazi, W. (2018). Acceptance of e-book reading among higher education students in a developing country: the modified diffusion innovation theory. *International Journal of Business Information Systems*, 27(2), 222. <https://doi.org/10.1504/IJBIS.2018.10009810>
- Singh, S., & Srivastava, R. K. (2018). Predicting the intention to use mobile banking in India. *International Journal of Bank Marketing*, 36(2), 357–378. <https://doi.org/10.1108/IJBM-12-2016-0186>
- Stolper, O. A., & Walter, A. (2017). Financial literacy, financial advice, and financial behavior. *Journal of Business Economics*, 87(5), 581–643. <https://doi.org/10.1007/s11573-017-0853-9>
- Sultana, T., Almogren, A., Akbar, M., Zuair, M., Ullah, I., & Javaid, N. (2020). Data Sharing System Integrating Access Control Mechanism using Blockchain-Based Smart Contracts for IoT Devices. *Applied Sciences*, 10(2), 488. <https://doi.org/10.3390/app10020488>
- Taherdoost, H. (2022). A Critical Review of Blockchain Acceptance Models – Blockchain Technology Adoption Frameworks and Applications. *Computers*, 11(2). <https://doi.org/10.3390/computers11020024>
- Tan, M., & Teo, T. (2000). Factors Influencing the Adoption of Internet Banking. *Journal of the Association for Information Systems*, 1(1), 1–44. <https://doi.org/10.17705/1jais.00005>
- Wang, Y.-M., & Elhag, T. M. S. (2007). A comparison of neural network, evidential reasoning and multiple regression analysis in modelling bridge risks. *Expert Systems with Applications*, 32(2), 336–348. <https://doi.org/10.1016/j.eswa.2005.11.029>
- Wong, L.-W., Leong, L.-Y., Hew, J.-J., Tan, G. W.-H., & Ooi, K.-B. (2020). Time to seize the digital evolution: Adoption of blockchain in operations and supply chain management among Malaysian SMEs. *International Journal of Information Management*, 52(June), 101997. <https://doi.org/10.1016/j.ijinfomgt.2019.08.005>

# DEVELOPING THE DIFFUSION INNOVATION IN TRANSACTION ADOPTION BASED ON BLOCKCHAIN NETWORKS: SEM – NEURAL NETWORK EMPIRICAL STUDY

## ORIGINALITY REPORT

17%

SIMILARITY INDEX

15%

INTERNET SOURCES

7%

PUBLICATIONS

4%

STUDENT PAPERS

## PRIMARY SOURCES

1	Submitted to Universitas Nahdlatul Ulama Surabaya Student Paper	1%
2	<a href="http://repository.nscpolteksby.ac.id">repository.nscpolteksby.ac.id</a> Internet Source	1%
3	<a href="http://online-journal.unja.ac.id">online-journal.unja.ac.id</a> Internet Source	1%
4	<a href="http://link.springer.com">link.springer.com</a> Internet Source	1%
5	Chong, Alain Yee-Loong. "Predicting m-commerce adoption determinants: A neural network approach", Expert Systems with Applications, 2013. Publication	1%
6	<a href="http://repository.ibs.ac.id">repository.ibs.ac.id</a> Internet Source	1%
7	<a href="http://www.asianinstituteofresearch.org">www.asianinstituteofresearch.org</a> Internet Source	1%

8	<a href="http://linter.untar.ac.id">linter.untar.ac.id</a> Internet Source	1 %
9	<a href="http://cvodis.com">cvodis.com</a> Internet Source	1 %
10	<a href="http://www.igi-global.com">www.igi-global.com</a> Internet Source	<1 %
11	<a href="http://www.koreascience.or.kr">www.koreascience.or.kr</a> Internet Source	<1 %
12	<a href="http://www.atlantis-press.com">www.atlantis-press.com</a> Internet Source	<1 %
13	<a href="http://eprints.glos.ac.uk">eprints.glos.ac.uk</a> Internet Source	<1 %
14	<a href="http://www.allsubjectjournal.com">www.allsubjectjournal.com</a> Internet Source	<1 %
15	<a href="http://etd.uum.edu.my">etd.uum.edu.my</a> Internet Source	<1 %
16	Submitted to Notre Dame de Namur University Student Paper	<1 %
17	Matteo Cristofaro, Pier Luigi Giardino, Sanjay Misra, Quoc Trung Pham, Hai Hiep Phan. "Behavior or culture? Investigating the use of cryptocurrencies for electronic commerce across the USA and China", Management Research Review, 2022 Publication	<1 %



---

18	<a href="http://www.researchgate.net">www.researchgate.net</a> Internet Source	<1 %
19	<a href="http://dspace.uniten.edu.my">dspace.uniten.edu.my</a> Internet Source	<1 %
20	Submitted to Telkom University Student Paper	<1 %
21	<a href="http://mts.intechopen.com">mts.intechopen.com</a> Internet Source	<1 %
22	<a href="http://img1.wsimg.com">img1.wsimg.com</a> Internet Source	<1 %
23	<a href="http://www.globalscientificjournal.com">www.globalscientificjournal.com</a> Internet Source	<1 %
24	Submitted to University of Southampton Student Paper	<1 %
25	Submitted to Mahidol University Student Paper	<1 %
26	<a href="http://journal.unj.ac.id">journal.unj.ac.id</a> Internet Source	<1 %
27	Adarsh Mandadi, Saikiran Boppana, Vishnu Ravella, R Kavitha. "Phishing Website Detection Using Machine Learning", 2022 IEEE 7th International conference for Convergence in Technology (I2CT), 2022 Publication	<1 %

---

28

[ejournal.umm.ac.id](http://ejournal.umm.ac.id)

Internet Source

<1 %

---

29

[works.bepress.com](http://works.bepress.com)

Internet Source

<1 %

---

30

[www.ijrte.org](http://www.ijrte.org)

Internet Source

<1 %

---

31

Sunith Hebbar, Kiran K B. "Social Media Influence and Mobile Government Adoption", International Journal of Electronic Government Research, 2019

Publication

<1 %

---

32

[serisc.org](http://serisc.org)

Internet Source

<1 %

---

33

Dong-Hee Shin, Frank Biocca. "Explicating user behavior toward multi-screen adoption and diffusion", Internet Research, 2017

Publication

<1 %

---

34

Heng Xu, Menglu Zhang, Jun Zeng, Huihui Hao, Hao-Chiang Koong Lin, Mengyun Xiao. "Use of Latent Dirichlet Allocation and Structural Equation Modeling in Determining the Factors for Continuance Intention of Knowledge Payment Platform", Sustainability, 2022

Publication

<1 %

---

35

Jose Andres Areiza-Padilla, Tatiana Galindo-Becerra. "Quality as a drive-up digital teaching: Analysis of virtual classes in Colombian business schools", Heliyon, 2022

Publication

<1 %

36

Patrick Y. K. Chau, Candy K. Y. Ho. "Developing Consumer-Based Service Brand Equity via the Internet: The Role of Personalization and Trialability", Journal of Organizational Computing and Electronic Commerce, 2008

Publication

<1 %

37

Sujeet Kumar Sharma, Srikrishna Madhumohan Govindaluri, Saeed Al-Muharrami, Ali Tarhini. "A multi-analytical model for mobile banking adoption: a developing country perspective", Review of International Business and Strategy, 2017

Publication

<1 %

38

[digilib2.unisayogya.ac.id](http://digilib2.unisayogya.ac.id)

Internet Source

<1 %

39

[hdl.handle.net](http://hdl.handle.net)

Internet Source

<1 %

40

[iceb.johogo.com](http://iceb.johogo.com)

Internet Source

<1 %

41

[koreascience.or.kr](http://koreascience.or.kr)

Internet Source

<1 %

42	<a href="https://repository.unair.ac.id">repository.unair.ac.id</a> Internet Source	<1 %
43	<a href="http://www.ajhssr.com">www.ajhssr.com</a> Internet Source	<1 %
44	Kenneth De Beckker, Kristof De Witte, Geert Van Campenhout. "Identifying financially illiterate groups: An international comparison", <i>International Journal of Consumer Studies</i> , 2019 Publication	<1 %
45	Samar Mouakket. "Investigating the continuance usage intention of mobile payment: a multi-theoretical perspective", <i>International Journal of Mobile Communications</i> , 2020 Publication	<1 %
46	<a href="http://hal-uphf.archives-ouvertes.fr">hal-uphf.archives-ouvertes.fr</a> Internet Source	<1 %
47	<a href="http://prosiding.unipma.ac.id">prosiding.unipma.ac.id</a> Internet Source	<1 %
48	<a href="http://publikasi.dinus.ac.id">publikasi.dinus.ac.id</a> Internet Source	<1 %
49	<a href="https://repository.cardiffmet.ac.uk">repository.cardiffmet.ac.uk</a> Internet Source	<1 %
50	<a href="http://www.mdpi.com">www.mdpi.com</a> Internet Source	<1 %

51

Mijail Naranjo Zolotov, Tiago Oliveira, Sven Casteleyn. "E-participation adoption models research in the last 17 years: A weight and meta-analytical review", Computers in Human Behavior, 2018

Publication

<1 %

52

Malik Khlaif Gharaibeh, Natheer Khlaif Gharaibeh. "A Conceptual Framework for Intention to Use Travel Apps", International Journal of Service Science, Management, Engineering, and Technology, 2022

Publication

<1 %

Exclude quotes Off

Exclude matches Off

Exclude bibliography On